

SLEDGEBATS™

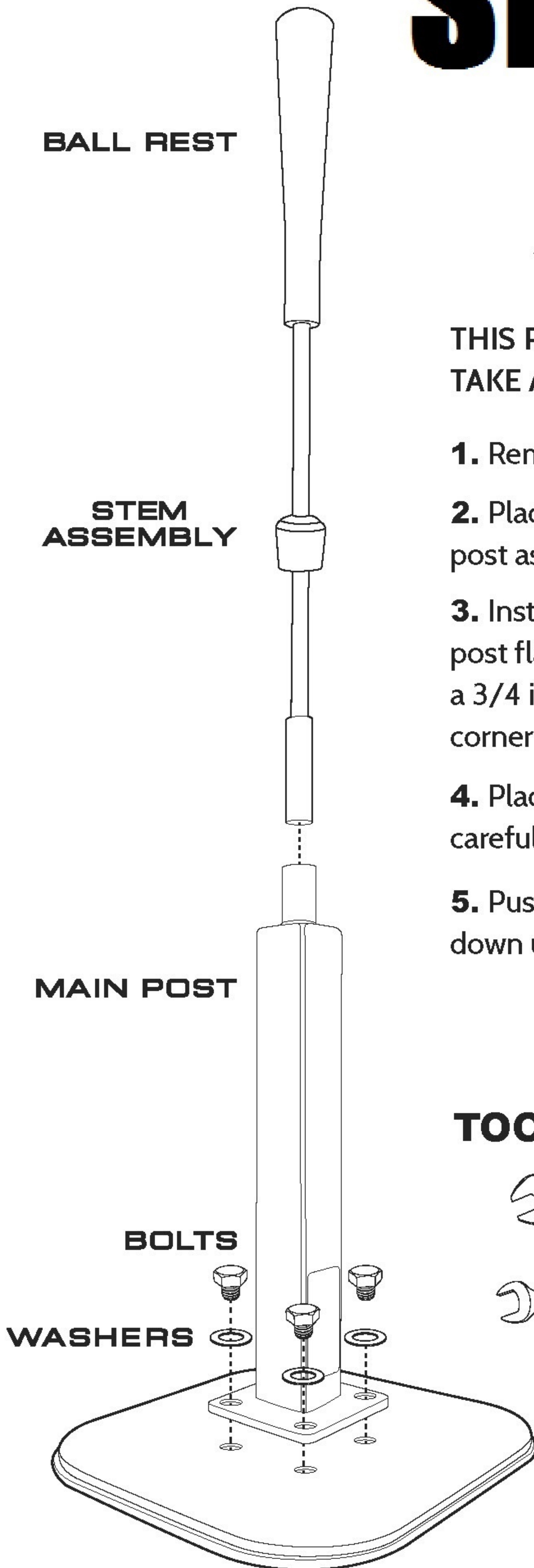
PRO MODEL SBT-1 & SBT-2

ASSEMBLY INSTRUCTIONS

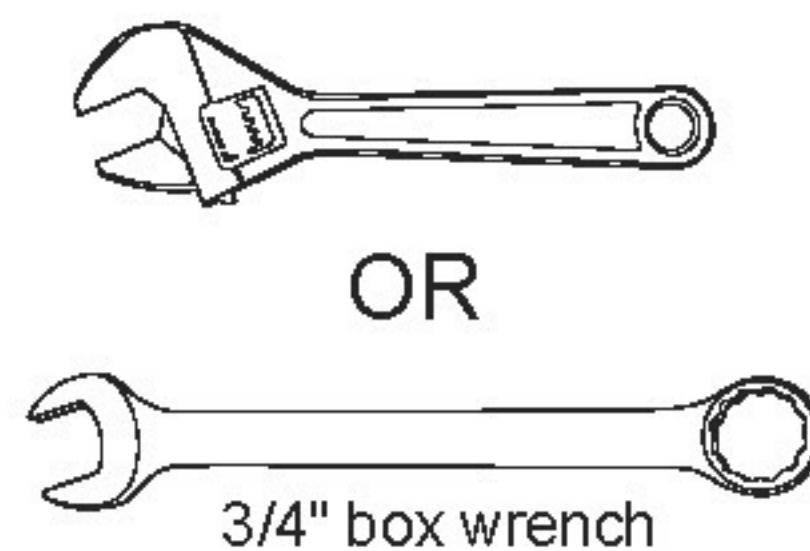
MADE IN USA

THIS PROFESSIONAL MODEL BATTING TEE SHOULD ONLY TAKE A FEW MINUTES TO COMPLETELY ASSEMBLE

1. Remove all parts from the box and place within reach.
2. Place the baseplate rubber side down and put the main post assembly onto the baseplate.
3. Install the stainless steel bolts and flat washers through the post flange into the baseplate. Using a adjustable wrench or a 3/4 inch box wrench, tighten the bolts moving from corner to corner.
4. Place the magnetic stem assembly into the main post. Be careful as this is a very strong lifetime magnet assembly.
5. Push the rubber cap onto the main post. Be sure its pushed down until it will go no further.



TOOLS NEEDED



YOU HAVE JUST ASSEMBLED THE MOST DURABLE BATTING TEE EVER DESIGNED. INCLUDED ARE 2 REPLACEABLE BALL RESTS. THESE ARE PLACED ON WITH MOISTURE OR ADHESIVE IF YOU CHOOSE. WE STOCK ALL REPLACEMENT PARTS SHOULD YOU EVER NEED ONE.

info@sledgebats.com

SLEDGEBATS™

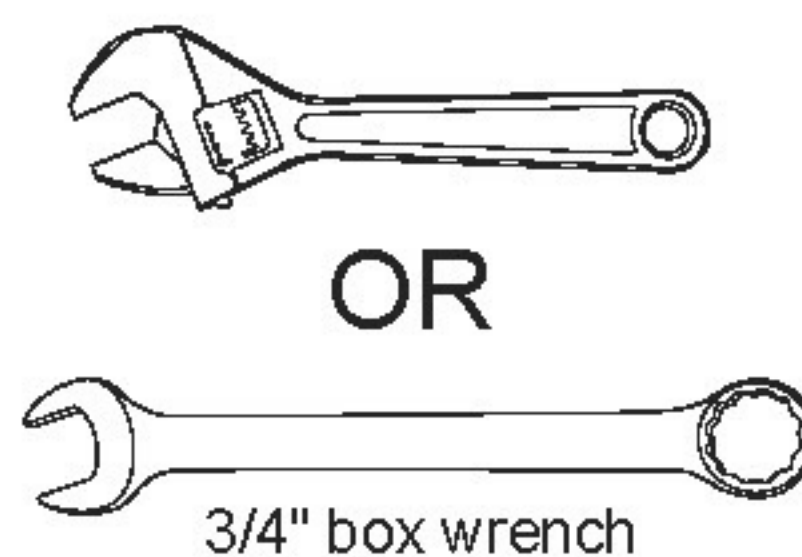
PRO MODEL SBT-3 & SBT-4

ASSEMBLY INSTRUCTIONS

THIS PROFESSIONAL MODEL BATTING TEE SHOULD ONLY TAKE A FEW MINUTES TO COMPLETELY ASSEMBLE

1. Remove all parts from the box and place within reach.
2. Place the baseplate rubber side down and insert the plastic bushing into the bottom of the main post assembly.
3. Install the stainless steel bolts and flat washers through the main post flange into the baseplate. Using an adjustable wrench or a 3/4 inch box wrench, tighten the bolts moving from corner to corner.
4. Insert the extension post into the main post assembly using the T-Lock System. Then, place the internal magnetic stem adjustment system into the round pipe. Be careful as this is a very strong lifetime magnet assembly.
5. Push the rubber cap onto the round pipe. Be sure its pushed down until it will go no further.

TOOLS NEEDED



YOU HAVE JUST ASSEMBLED THE MOST DURABLE BATTING TEE EVER DESIGNED. INCLUDED ARE 2 REPLACEABLE BALL RESTS. THESE ARE PLACED ON WITH MOISTURE OR ADHESIVE IF YOU CHOOSE. WE STOCK ALL REPLACEMENT PARTS SHOULD YOU EVER NEED ONE.

info@sledgebats.com

